

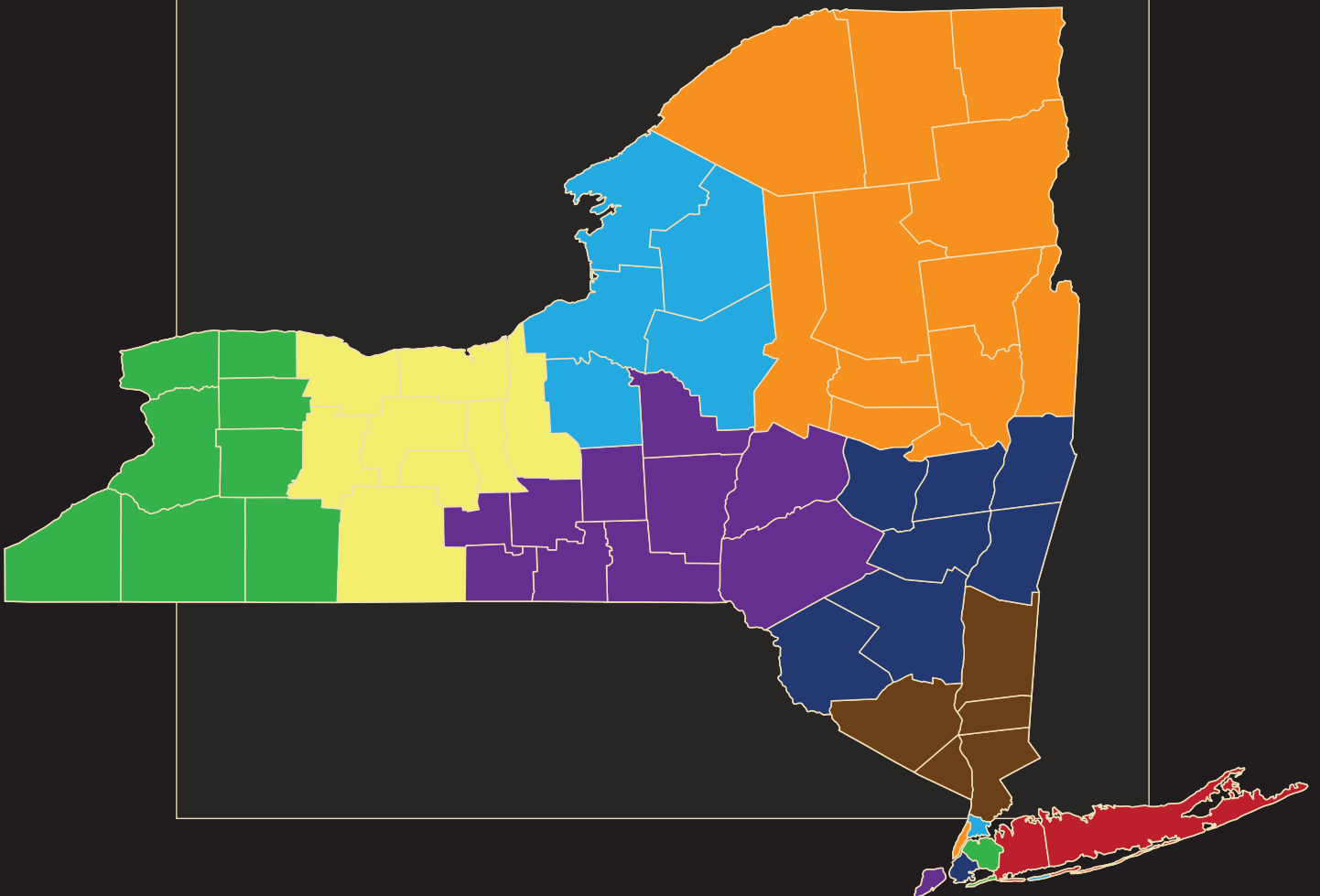


# *The State of Our Judiciary 2017*

— — — — —

## *Excellence Initiative: Year One*

FEBRUARY 2017







*The State of Our  
Judiciary 2017*

— — — — —  
*Excellence Initiative:  
Year One*

FEBRUARY 2017





# TABLE OF CONTENTS

Excellence Initiative: Year One.....	i
New York State Judicial Districts Map.....	ii
New York City Criminal Court.....	1
New York City Family Court.....	3
Bronx County Supreme Court.....	5
Kings County Supreme Court.....	7
New York County Supreme Court.....	9
Queens County Supreme Court.....	11
Richmond County Supreme Court.....	13
Suffolk County.....	15
Nassau County.....	17
Ninth Judicial District.....	19
Eighth Judicial District.....	21
Seventh Judicial District.....	23
Sixth Judicial District.....	25
Fifth Judicial District.....	27
Fourth Judicial District.....	29
Third Judicial District.....	31





In February 2016, immediately after taking office, Chief Judge Janet DiFiore announced the Excellence Initiative, a top-to-bottom examination of court operations focused on improving the courts' ability to ensure the just and timely resolution of all matters that come before them – our core obligation as the judicial branch of government.

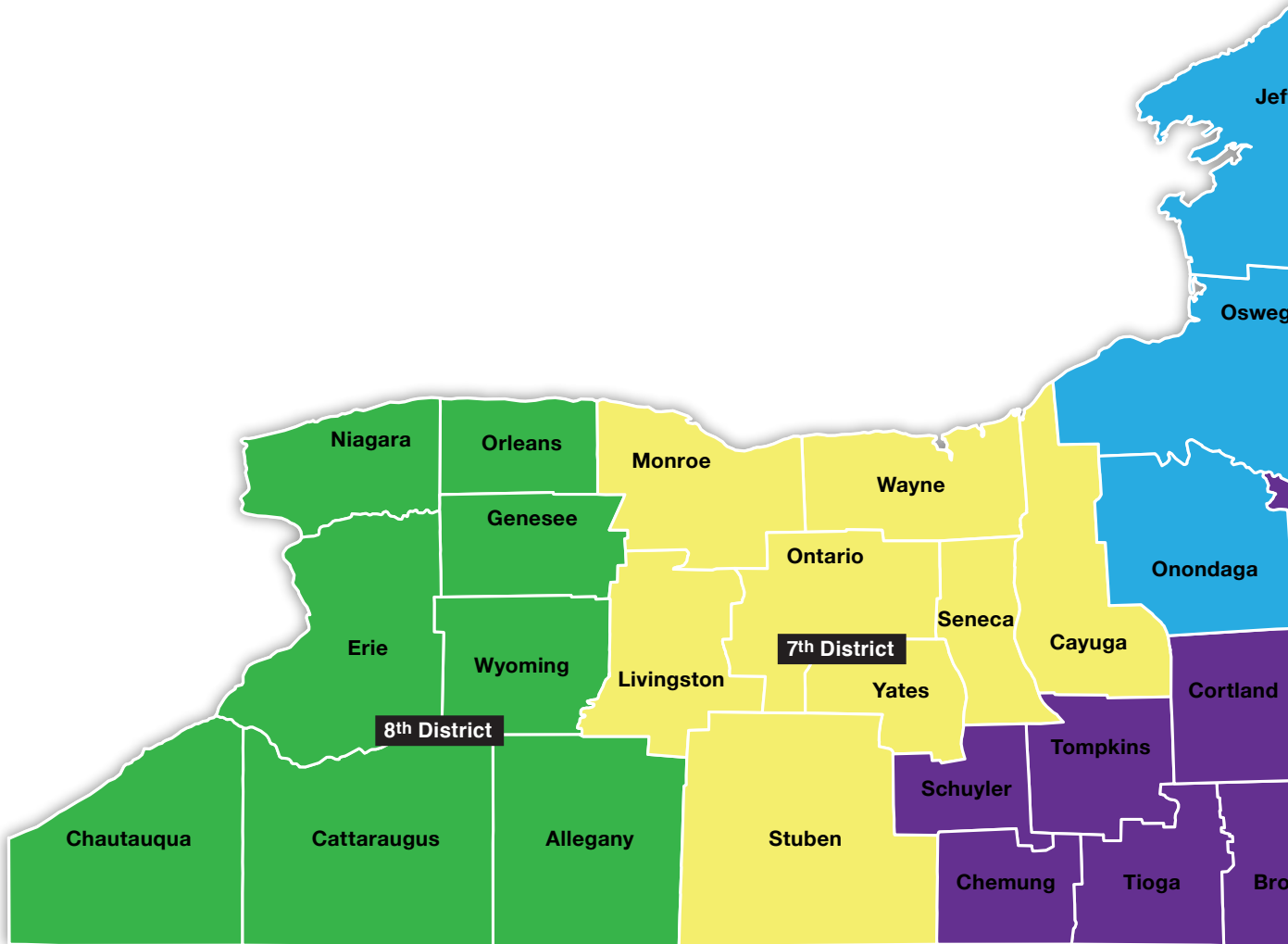
This report documents the significant overall progress the New York State courts have made over the last year in improving disposition rates and times, cutting backlogs, disposing of the oldest cases, increasing trial capacity and providing better services to the public. Several courts, particularly some of the high-volume courts in New York City, continue to face serious challenges in achieving timely dispositions. In 2017, additional changes will be implemented to move these courts forward.

The Excellence Initiative began with a comprehensive evaluation of court operations around the state. Chief Judge Janet DiFiore and Chief Administrative Judge Lawrence K. Marks held collective and individual meetings with Administrative Judges to review performance data and trends in their courts and districts. These meetings identified those procedures and programs that were working well and those in need of improvement. Every Administrative Judge has implemented measures to improve promptness and productivity, eliminate case backlogs and delays and provide better justice services to the public in his or her jurisdiction. Regular follow-up meetings were held to assess progress and consider further modifications.

In measuring progress, this report uses a number of key performance benchmarks, including “standards and goals,” our benchmarks for the timely resolution of different categories of cases. Standards and goals (S&Gs) in criminal cases are 90 days for misdemeanors and 180 days (from filing of an indictment) for felonies. For civil cases in Supreme Court, standards and goals are 23 months for expedited cases; 27 months for standard cases; 30 months for complex cases; and 12 months for contested matrimonial cases. Cases that have not been resolved within these established benchmarks are considered “over standards and goals.”

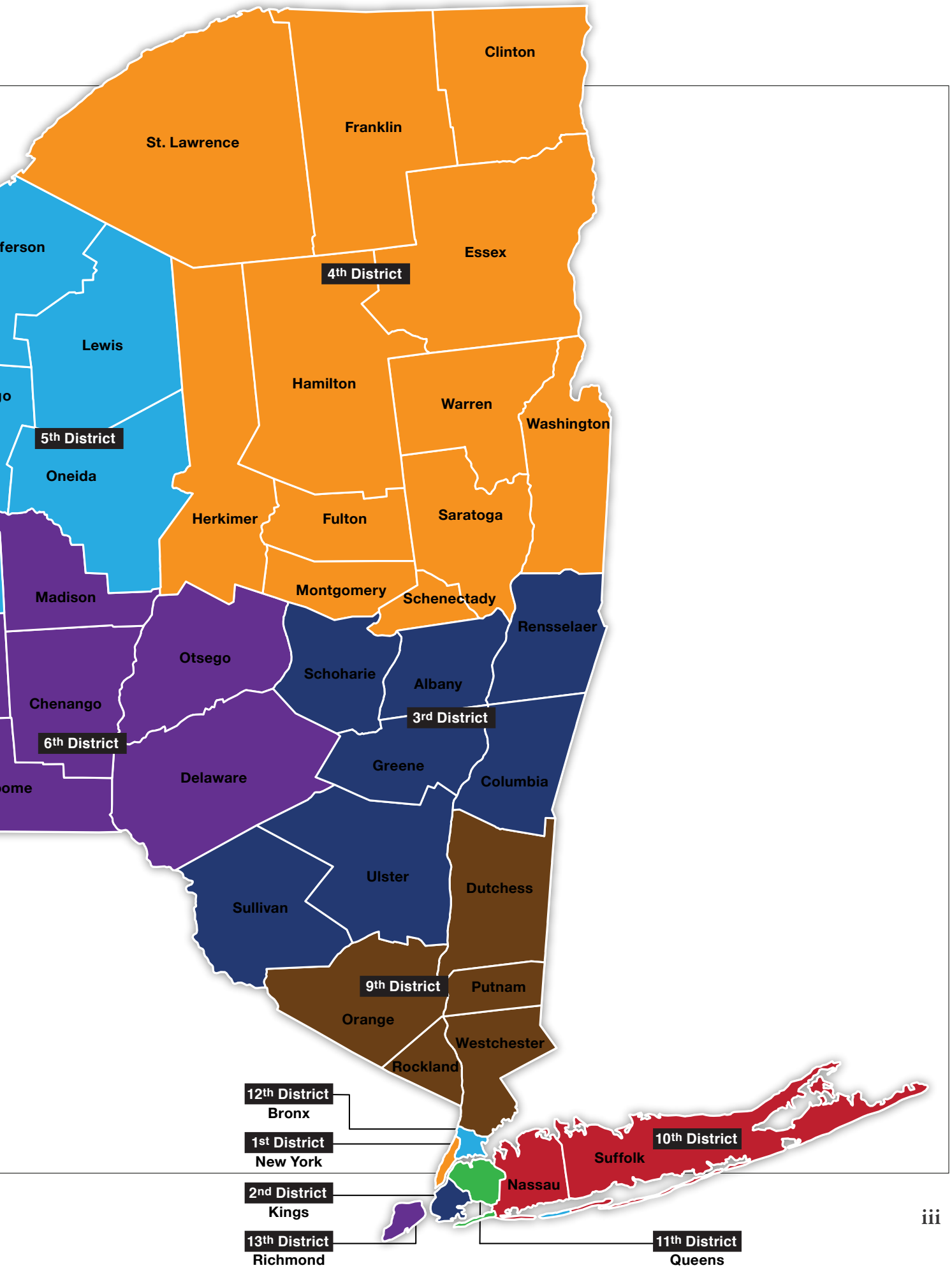
As part of the Excellence Initiative, the Court System's Division of Technology has created a dynamic case management tool, called the Dashboard, which provides updated information about each trial court's inventory of cases and is searchable and sortable by judge, case type, age of case, next appearance date, attorney name, party name, etc. The Dashboard is a vital tool for judges and staff as they work to meet S&Gs and improve case management in their courts.

We are pleased that after a year of focused attention on operational issues, the New York State courts are performing better as a whole – managing cases more efficiently and reducing case delays and backlogs. A prevailing theme of the Excellence Initiative is that “justice delayed is justice denied.” Citizens deserve, fundamentally, to have their cases heard and resolved in a fair, timely, efficient and cost-effective manner. The court system's success in carrying out this critically important objective would not be possible without the hard work and commitment of New York's judges, the non-judicial staff who assist them, and the support and cooperation of the practicing bar, countless justice agencies and stakeholders and our partners in the Executive and Legislative Branches. All of them, together, deserve credit for what has been a strong start to the Excellence Initiative – our collective promise to administer a high-functioning court system that provides all litigants and court users with just and timely dispositions and first-rate justice services.



# New York State Judicial Districts and Counties





---

# NEW YORK CITY CRIMINAL COURT

## 2016 PROGRESS

- There has been dramatic improvement in **Bronx County**, under the leadership of a new Supervising Judge, and with the implementation of a new case management protocol. The Bronx's total pending misdemeanor caseload has been reduced by 33%, the number of cases over standards and goals (three months) has declined by 45% and the number of cases over one year has declined by 49%.
  - » The Bronx implemented "Trial Fridays" beginning in summer 2016. Calendar judges each week select three cases from their own caseload to schedule for trials on Friday. Because attorneys are aware that their case may realistically proceed to trial, they are incentivized to negotiate pleas earlier in the week. Trial Fridays has greatly increased the disposition of cases.
  - » The Supervising Judge presides over a part that reviews the oldest cases. Because of the increased trial capacity, the judge is able to send out 4-8 cases to trial per day, leading to many dispositions.
  - » The hiring of additional staff and the appointment of new judges enabled two new trial parts to open, and a domestic violence case trial part was created.
- **New York County** has also implemented Trial Fridays. Judges are instructed to adjourn cases ready-for-trial to Friday. As a result, the pending caseload has declined by 20%, and the number of cases over standards and goals has declined by 33%. Misdemeanors one year or older have declined by 58% in 2016.
  - » The judge presiding over the old case part is firm regarding deadlines and is effective in preparing the old cases for trial.
- Only a very small number of cases in **Kings County** are over one year, due to effective management of DWI and unlicensed operation of a motor vehicle cases. The Court is also making use of speedy trial audits to dismiss languishing cases.
  - » The Court is now implementing the Trial Fridays program, but is still working to clear calendars on Fridays to open up trial capacity.
- **Queens County** implemented the Trial Fridays program in late 2016, with progress expected in 2017.
- The Criminal Court in all counties is referring cases to the Supreme Court in an effort to match trial-ready misdemeanors with Supreme Court parts when the latter are not occupied with a felony trial. Expeditors in every county's Supreme and Criminal Courts are working collaboratively to assign these trials.
- Hiring during 2016 of additional court officers, clerks and court reporters permitted the opening of additional court parts in Queens County (two parts) and in Richmond County (one arraignment part).

## PRIORITIES FOR 2017

- Trial Fridays will be fully implemented in Kings and Queens Counties.
- Queens County will create an oldest case part.
- Every county will work at reducing the number of misdemeanor cases over standards and goals, particularly the oldest of those cases.

### MISDEMEANOR TRENDS - BRONX COUNTY

	End of 2015	2016 Term								Feb 2017	15-17 Change
		6	7	8	9	10	11	12	13		
Total Pending Cases	12,253	11,993	11,498	10,784	10,427	9,427	9,086	8,791	8,526	8,188	-33%
Over 3 Months Old	7,863	7,305	7,020	6,562	6,333	5,521	5,176	4,944	4,745	4,334	-45%
Over 1 Year Old	2,375	2,433	2,403	2,192	2,082	1,844	1,711	1,583	1,425	1,222	-49%

### MISDEMEANOR TRENDS - NEW YORK COUNTY

Total Pending Cases	10,658	9,756	9,810	9,520	10,601	9,793	9,441	9,249	9,167	8,528	-20%
Over 3 Months Old	5,261	3,936	4,055	4,063	4,957	4,480	4,185	4,018	3,959	3,548	-33%
Over 1 Year Old	744	595	574	515	564	516	457	435	392	316	-58%

### MISDEMEANOR TRENDS - KINGS COUNTY

Total Pending Cases	9,399	10,583	10,629	10,759	11,996	11,509	11,352	11,352	11,333	10,880	16%
Over 3 Months Old	3,480	3,814	4,002	4,198	5,064	4,675	4,519	4,697	4,944	4,570	31%
Over 1 Year Old	180	209	217	239	261	248	246	251	247	234	30%

### MISDEMEANOR TRENDS - QUEENS COUNTY

Total Pending Cases	7,921	7,789	7,864	7,911	8,585	8,150	7,927	8,144	7,695	8,039	1%
Over 3 Months Old	3,161	2,894	3,010	3,090	3,573	3,309	3,206	3,386	3,349	3,560	13%
Over 1 Year Old	326	351	358	374	418	415	397	394	392	350	7%

### MISDEMEANOR TRENDS - RICHMOND COUNTY

Total Pending Cases	1,668	2,163	2,123	2,032	2,263	2,205	2,132	2,116	2,248	2,280	37%
Over 3 Months Old	713	890	868	845	1,002	931	909	956	1,070	1,119	57%
Over 1 Year Old	46	43	46	41	39	42	43	50	55	59	28%

---

# NEW YORK CITY FAMILY COURT

## 2016 PROGRESS

- Effective in 2015, the Legislature increased the number of Family Court judgeships in New York City for the first time in decades. Nine additional judgeships were added.
- The Court formulated a strategic plan in anticipation of the new judges, which was implemented in 2016.
  - » The Court's strategic plan calls for continuous trials, timely permanency for children, more reliance on electronic files as opposed to physical files, using case management methods to greater effect, increasing the number of court appearances with a set time and improving the court experience for litigants.
- Implementation of the strategic plan led to a 23% reduction in the number of cases over 180 days old, and the Court's total pending inventory has declined by nearly 7000 cases.
- The Family Court is making effective use of technology: judges may now e-sign documents citywide and record notes in a database instead of by hand. More litigants are also making use of DIY materials.
- Extensive training resources, including podcasts, are available to the Court staff.
- Timelines were established for all case types, and backlogs were reviewed in each borough to devise strategies for addressing the oldest cases.
- The Family Court will continue to conduct trials over a shortened time period in order to reduce the stress and uncertainty families experience. The Court has established timeframes within which a trial once begun must be completed.
- The Court aims to shorten the amount of time New York City children stay in foster care, with judges treating with urgency any case in which a child has been removed from the home.

## PRIORITIES FOR 2017

- The Court will continue to monitor its inventory and make further progress in addressing the older pending cases.
- Steps will be taken to establish dedicated trial parts in each borough.
- The Court will review and assess efficiency of court processes from petition filing to issuance of court orders.

<b>NEW YORK CITY - FAMILY COURT TRENDS</b>			
	<b>2015</b>	<b>2016</b>	<b>15-16 Change</b>
New Cases Filed	223,292	212,693	-5%
Cases Resolved	224,256	217,437	-3%
Pending Cases	78,008	71,067	-9%
Over S&G	17,382	13,443	-23%

---

# BRONX COUNTY SUPREME COURT

## 2016 PROGRESS

### CRIMINAL TERM

- Total pending cases declined by 10% in 2016. The number of cases pending over one year declined by 20% in that time frame. Dispositions outnumbered new filings in 2016.
- The case management structure has been overhauled. After centralized arraignment, cases are sent to one of two “upfront” parts, which prepare the cases for trial. Thereafter, the cases are sent out to dedicated trial parts.
- A blockbuster part has been created for drug cases, staffed by a high-level prosecutor with authority to make plea offers. The blockbuster part has produced a large number of dispositions, resolving nearly 40% of its caseload since the fall.
- A judge from outside of New York City has been assigned to help dispose of complex investigation cases, including homicides. The judge runs a mini-TAP (Trial Assignment) Part and prepares cases for trial.

### CIVIL TERM

- The number of pending foreclosure cases declined by 13% in 2016.
- The Court reduced the number of judges handling foreclosure actions to improve efficiency and operates a “Mandatory Appearance Part” to dispose of inactive foreclosure cases.
- The Court created a “Pod Part” system for motor vehicle accident cases. A small group of judges receive clusters of cases and act as mini-TAP Parts, either settling or trying the assigned cases. The Pod Part system permits more cases to be sent out from the TAP Part and encourages settlements.
- A voluntary binding arbitration program has been created to foster the resolution of cases in which there is limited insurance coverage.

## PRIORITIES FOR 2017

### CRIMINAL TERM

- The Court will build on its efforts to attack its large number of older felony cases, with particular focus on resolving or trying older complex cases.
- A small group of judges will be assigned to resolve the oldest gun cases in the Bronx.

### CIVIL TERM

- The Court is focused on reducing its motion backlog, which has frustrated the earlier resolution of numerous cases. Additional legal staff will be deployed to assist Bronx judges in deciding pending motions.
- To increase trial capacity, a judge from outside of New York City has been assigned to a new pure trial part.

<b>BRONX COUNTY SUPREME COURT - FELONY CASE TRENDS</b>			
	<b>2015</b>	<b>2016</b>	<b>15-16 Change</b>
New Cases Filed	4,189	4,365	4%
Cases Resolved	4,338	4,768	10%
Pending Cases	4,055	3,662	-10%
Over S&G	2,771	2,493	-10%

<b>BRONX COUNTY SUPREME COURT - CIVIL CASE TRENDS</b>			
	<b>2015</b>	<b>2016</b>	<b>15-16 Change</b>
<b>Total Caseload</b>			
New Cases Filed	15,842	15,178	-4%
Cases Resolved	13,530	15,142	12%
Pending Cases	34,633	34,045	-2%
Over S&G	12,893	13,515	5%
<b>Caseload Without Foreclosures</b>			
New Cases Filed	14,458	14,023	-3%
Cases Resolved	11,938	13,372	12%
Pending Cases	29,910	29,928	0%
Over S&G	10,758	11,423	6%
<b>Foreclosure Caseload</b>			
New Cases Filed	1,384	1,155	-17%
Cases Resolved	1,592	1,770	11%
Pending Cases	4,723	4,117	-13%
Over S&G	2,135	2,092	-2%

---

# KINGS COUNTY SUPREME COURT

## 2016 PROGRESS

### CRIMINAL TERM

- The Court implemented an across-the-board reorganization of its case management processes in October 2016.
  - » A single arraignment part was established. After arraignment, cases are sent to one of several Trial Assignment (TAP) Parts, which are staffed by a high-level prosecutor and public defender.
  - » Cases are sent to a trial part in 90 days if not disposed of by the TAP judge.
  - » The new system creates more accountability, streamlines operations and reduces delays.
- There has been a 9% reduction in the number of pending cases since the reorganization was implemented in October.

### CIVIL TERM

- The number of pending non-foreclosure civil cases declined by 14% in 2016.
- The Court has centralized oversight of special referees, reorganized non-jury trial assignments and tightened its policies regarding granting extensions of time.
- The number of pending foreclosures dropped 19% in 2016. The number of foreclosures cases resolved increased by 62% from 2015 to 2016.
- The Court centralized the adjudication of foreclosure cases before one judge who handles only foreclosures and three judges who handle foreclosures and other civil cases.

## PRIORITIES FOR 2017

### CRIMINAL TERM

- Under its new case management structure, the Court anticipates further progress in reducing its inventory of felony cases.

### CIVIL TERM

- The Court will concentrate on eliminating its backlog of foreclosure motions.
- The Court's early settlement part for non-foreclosure civil cases will be expanded.



<b>KINGS COUNTY SUPREME COURT - FELONY CASE TRENDS</b>			
	<b>2015</b>	<b>2016</b>	<b>15-16 Change</b>
New Cases Filed	4,654	5,119	10%
Cases Resolved	4,223	5,150	22%
Pending Cases	3,042	3,233	6%
Over S&G	1,558	1,782	14%

<b>KINGS COUNTY SUPREME COURT - CIVIL CASE TRENDS</b>			
	<b>2015</b>	<b>2016</b>	<b>15-16 Change</b>
<b>Total Caseload</b>			
New Cases Filed	24,497	23,185	-5%
Cases Resolved	23,047	28,648	24%
Pending Cases	55,336	46,932	-15%
Over S&G	18,970	14,219	-25%
<b>Caseload Without Foreclosures</b>			
New Cases Filed	21,322	20,625	-3%
Cases Resolved	20,121	23,922	19%
Pending Cases	43,607	37,405	-14%
Over S&G	13,638	9,347	-31%
<b>Foreclosure Caseload</b>			
New Cases Filed	3,175	2,560	-19%
Cases Resolved	2,926	4,726	62%
Pending Cases	11,729	9,527	-19%
Over S&G	5,332	4,872	-9%

---

# NEW YORK COUNTY SUPREME COURT

## 2016 PROGRESS

### CRIMINAL TERM

- The number of felony dispositions exceeded the number of new filings in 2016.
- While the number of felony cases over standards and goals increased slightly in 2016, major improvements are forthcoming in 2017 under the leadership of a new Administrative Judge and with the implementation of new case management procedures.

### CIVIL TERM

- In 2016, the number of dispositions outpaced the number of new case filings.
- The Court saw a 38% decline in the number of foreclosure cases over standards and goals.
- The judge presiding in the settlement part has been assigned additional numbers of cases, at an earlier stage in many of those cases.
- The Court has dedicated more resources to its medical malpractice parts, where a large number of cases are over standards and goals.

## PRIORITIES FOR 2017

### CRIMINAL TERM

- Extensive restructuring of the manner in which the Court processes felony cases will take place in the coming weeks.

### CIVIL TERM

- The creation of three new dedicated trial parts in January will significantly increase trial capacity and accelerate the number of dispositions.
- The Court is instituting mandatory mediation in the large number of commercial cases involving amounts under \$500,000 to take advantage of its roster of volunteer mediators.
- The Court will increase the number of non-jury trials and conduct summary jury trials for motor vehicle accident cases.

<b>NEW YORK COUNTY SUPREME COURT - FELONY CASE TRENDS</b>			
	<b>2015</b>	<b>2016</b>	<b>15-16 Change</b>
New Cases Filed	6,226	6,538	5%
Cases Resolved	6,757	6,894	2%
Pending Cases	3,852	3,823	-1%
Over S&G	1,960	2,052	5%

<b>NEW YORK COUNTY SUPREME COURT - CIVIL CASE TRENDS</b>			
	<b>2015</b>	<b>2016</b>	<b>15-16 Change</b>
<b>Total Caseload</b>			
New Cases Filed	18,048	18,182	1%
Cases Resolved	19,621	19,885	1%
Pending Cases	32,382	34,067	5%
Over S&G	11,694	12,322	5%
<b>Caseload Without Foreclosures</b>			
New Cases Filed	17,734	17,953	1%
Cases Resolved	19,216	19,397	1%
Pending Cases	31,656	33,595	6%
Over S&G	11,407	12,144	6%
<b>Foreclosure Caseload</b>			
New Cases Filed	314	229	-27%
Cases Resolved	405	488	20%
Pending Cases	726	472	-35%
Over S&G	287	178	-38%

---

# QUEENS COUNTY SUPREME COURT

## 2016 PROGRESS

### CRIMINAL TERM

- There was a 42% reduction in felony cases over two years old in 2016.
- The oldest multi-defendant cases are heard in a Trial Assignment (TAP) Part, with the Administrative Judge presiding. Cases that are not resolved are prepared for trial and expeditiously assigned to a trial part when ready to proceed.
  - » Prosecutors and defense lawyers with a disproportionate number of the Court's oldest cases have had some of their cases reassigned by their offices.
  - » Assigning particular attorneys' cases to a single judge has aided in minimizing scheduling conflicts.
- Reassignment of cases among judges has been expanded to achieve more efficient dispositions.

### CIVIL TERM

- The Court is in excellent shape with regard to non-foreclosure civil cases, with a very low percentage over standards and goals. There was a 17% decline in the number of non-foreclosure civil cases over standards and goals in 2016.
- Delays and excessive adjournments are not permitted by judges, with most judges allowing no more than two adjournments per case.
- The Court disposes of discontinued and inactive cases on a regular basis to keep its inventory current.
- There is still a large volume of older, pending foreclosures in Queens, but the total pending caseload declined by over 2300 cases, or by 24%, in 2016.

## PRIORITIES FOR 2017

### CRIMINAL TERM

- The Court will increase its efforts to reduce the number of felony cases over standards and goals.

### CIVIL TERM

- The Court will continue to focus on disposing of foreclosure cases that have not settled.

<b>QUEENS COUNTY SUPREME COURT - FELONY CASE TRENDS</b>			
	<b>2015</b>	<b>2016</b>	<b>15-16 Change</b>
New Cases Filed	3,077	3,001	-2%
Cases Resolved	3,390	3,340	-1%
Pending Cases	1,387	1,312	-5%
Over S&G	838	766	-9%

<b>QUEENS COUNTY SUPREME COURT - CIVIL CASE TRENDS</b>			
	<b>2015</b>	<b>2016</b>	<b>15-16 Change</b>
<b>Total Caseload</b>			
New Cases Filed	20,180	19,915	-1%
Cases Resolved	20,230	24,565	21%
Pending Cases	30,218	27,996	-7%
Over S&G	5,446	4,362	-20%
<b>Caseload Without Foreclosures</b>			
New Cases Filed	16,752	17,066	2%
Cases Resolved	16,205	19,399	20%
Pending Cases	20,238	20,387	1%
Over S&G	1,608	1,342	-17%
<b>Foreclosure Caseload</b>			
New Cases Filed	3,428	2,849	-17%
Cases Resolved	4,025	5,166	28%
Pending Cases	9,980	7,609	-24%
Over S&G	3,838	3,020	-21%

---

# RICHMOND COUNTY SUPREME COURT

## 2016 PROGRESS

### CRIMINAL TERM

- Richmond County has made progress in reducing its oldest felony cases. Cases over two years have declined by 76% over the last year.
- With increased staffing, four court parts are now operating. Previously, insufficient numbers of court officers and court clerks limited Richmond to two operational criminal courtrooms.
- The additional parts led to a 60% increase in the number of jury trials in 2016.

### CIVIL TERM

- The number of cases over standards and goals has remained consistently low (under 10%). The County's total pending caseload has also been reduced by 8%.
- Richmond has been able to manage its foreclosure caseload efficiently by employing several strategies.
  - » Quasi-judicial staff (court-attorney referees) conduct foreclosure settlement conferences, with all pertinent information entered into the case management system. The next person to see the case is able to quickly review the progress made in previous conferences.
  - » The Administrative Judge handles a calendar of older foreclosure cases and decides motions from the bench.
- Routine adjournments are no longer provided, and parties are held to discovery deadlines set by the Court.

## PRIORITIES FOR 2017

### CRIMINAL TERM

- Trial capacity will increase further with the assignment of a civil judge to sit part-time in a drug part.
- The Court will focus on disposing of its oldest felony cases.

### CIVIL TERM

- The Court will maintain its disposition rate for foreclosures and continue to manage its foreclosure and non-foreclosure caseload proactively.

<b>RICHMOND COUNTY SUPREME COURT - FELONY CASE TRENDS</b>			
	<b>2015</b>	<b>2016</b>	<b>15-16 Change</b>
New Cases Filed	625	644	3%
Cases Resolved	597	678	14%
Pending Cases	294	280	-5%
Over S&G	139	127	-9%

<b>RICHMOND COUNTY SUPREME COURT - CIVIL CASE TRENDS</b>			
	<b>2015</b>	<b>2016</b>	<b>15-16 Change</b>
<b>Total Caseload</b>			
New Cases Filed	4,108	3,839	-7%
Cases Resolved	4,439	4,233	-5%
Pending Cases	3,992	3,683	-8%
Over S&G	411	366	-11%
<b>Caseload Without Foreclosures</b>			
New Cases Filed	2,791	2,813	1%
Cases Resolved	2,856	2,818	-1%
Pending Cases	2,860	2,939	3%
Over S&G	302	260	-14%
<b>Foreclosure Caseload</b>			
New Cases Filed	1,317	1,026	-22%
Cases Resolved	1,583	1,415	-11%
Pending Cases	1,132	744	-34%
Over S&G	109	106	-3%

---

# SUFFOLK COUNTY

## 2016 PROGRESS

### FELONIES

- Suffolk County has reduced the number of cases over standards and goals by 58% over the past year.
- A Trial Assignment (TAP) Part was created, comprised of dozens of the oldest, most difficult cases, including homicides and wiretap cases. The Supervising Judge runs the TAP Part and prepares the cases for trial.

### CIVIL CASES

- Suffolk continues to have the most foreclosure cases in the state, but the handling of these cases has been centralized to improve case processing times. Judges have been trained on best practices and are calling all cases for appearances on a single calendar.
- A statewide program has been created to assist Suffolk in reducing its foreclosure motion backlog. Over 80 court attorneys from upstate judicial districts have been assigned hundreds of Suffolk's foreclosure motions to draft decisions.
- Suffolk has opened an old case part for matrimonial and other non-foreclosure civil cases.

### FAMILY COURT

- The Family Court has a history of achieving timely dispositions. Although the number of pending cases over 180 days increased in 2016, they still comprise a small percentage of the Family Court's total pending caseload.
- Any delays will be mitigated once judicial staffing is restored to its previous level.

### MISDEMEANORS

- The number of pending misdemeanors over standards and goals fell by 28% in 2016; however, Suffolk still has over 9000 misdemeanors over 90 days old.
- The number of misdemeanor dispositions was higher than the number of new filings in District Court in 2016.
- The Supervising Judge presides over a newly implemented "old case part." Every judge in District Court receives a list of older cases in their inventory. Suffolk is working to increase trial capacity.

## PRIORITIES FOR 2017

- Misdemeanor cases over standards and goals will be an area of emphasis in 2017.
- The Family Court will reduce its inventory of pending cases over 180 days.
- Further progress in reducing the foreclosure backlog will be a top priority.



SUFFOLK COUNTY - FELONY CASE TRENDS			
	2015	2016	15-16 Change
New Cases Filed	2,905	2,684	-8%
Cases Resolved	2,801	3,152	13%
Pending Cases	879	655	-25%
Over S&G	237	99	-58%

SUFFOLK COUNTY - CIVIL CASE TRENDS			
	2015	2016	15-16 Change
<b>Total Caseload</b>			
New Cases Filed	20,886	19,098	-9%
Cases Resolved	20,246	25,070	24%
Pending Cases	36,205	30,860	-15%
Over S&G	12,055	9,659	-20%
<b>Caseload Without Foreclosures</b>			
New Cases Filed	13,503	14,212	5%
Cases Resolved	14,398	16,432	14%
Pending Cases	18,287	16,683	-9%
Over S&G	6,076	4,368	-28%
<b>Foreclosure Caseload</b>			
New Cases Filed	7,383	4,886	-34%
Cases Resolved	5,848	8,638	48%
Pending Cases	17,918	14,177	-21%
Over S&G	5,979	5,291	-12%

SUFFOLK COUNTY - FAMILY COURT TRENDS			
	2015	2016	15-16 Change
New Cases Filed	44,416	43,617	-2%
Cases Resolved	43,895	43,027	-2%
Pending Cases	8,938	9,215	3%
Over S&G	270	468	73%

SUFFOLK COUNTY - LOWER COURT CRIMINAL TRENDS			
	2015	2016	15-16 Change
New Cases Filed*	60,001	58,396	-3%
Cases Resolved*	55,058	61,209	11%
Misdemeanors Pending	18,708	13,968	-25%
Misdemeanors Over S&G	12,925	9,257	-28%

\*Includes Felony Complaints, Misdemeanors, and Violations/Infractions because local databases outside NYC do not separate the categories.

---

# NASSAU COUNTY

## 2016 PROGRESS

### FELONIES

- The number of pending felonies declined by almost 30% in 2016, and the number of cases over standards and goals declined by 30%. County Court implemented a Trial Assignment (TAP) Part, which has led to an improved disposition rate.
- The TAP Part judge took the 100 oldest cases, and civil judges were brought in to increase trial capacity, leading to an increased number of pleas and dispositions.

### CIVIL CASES

- There has been significant improvement in Supreme Court, as the number of pending foreclosures dropped by almost 45% in 2016. Less than 10% of non-foreclosure civil cases are over standards and goals.
- Foreclosures cases have been consolidated in the hands of fewer judges. The number of unnecessary conferences has been reduced, and all foreclosure cases have future appearance dates set. Court attorneys focused on foreclosure motions exclusively for several months and made significant headway in the motion backlog.
- Non-foreclosure civil cases over standards and goals declined by 59% in 2016. The total number of pending Supreme Court cases over standards and goals, foreclosures and non-foreclosures, dropped by 58%.
- A core group of law clerks and non-judicial staff have helped clear the non-foreclosure inventory of inactive cases. Judges are proactively pushing cases to the trial preparation stage.

### FAMILY COURT

- Nassau County has seen significant progress in Family Court. The number of pending cases over 180 days has been reduced by 47% in one year. Support magistrates worked tirelessly to achieve zero pending support cases over 180 days.
- The Family Court transitioned to a paperless case management system, which has allowed the Court to operate more efficiently.

### MISDEMEANORS

- Backlogs in District Court remain a challenge, though improvements are expected with the implementation of new procedures.
- Dispositions outpaced new filings in District Court in 2016.
- The Court is scheduling 2 p.m. hearings and trials to maximize staffing resources. All judges and courtroom clerks are provided with a weekly list of their oldest cases sorted by next court date.

## PRIORITIES FOR 2017

- The number of pending felony cases over standards and goals will be further reduced.
- District Court will prioritize the reduction of misdemeanor backlogs through use of speedy trial audits and by focusing on disposition of older cases.
- Supreme Court will continue to prioritize timely resolution of foreclosure motions.

NASSAU COUNTY - FELONY CASE TRENDS			
	2015	2016	15-16 Change
New Cases Filed	2,048	2,058	0%
Cases Resolved	1,959	2,436	24%
Pending Cases	771	544	-29%
Over S&G	309	216	-30%

NASSAU COUNTY - CIVIL CASE TRENDS			
	2015	2016	15-16 Change
<b>Total Caseload</b>			
New Cases Filed	20,707	20,473	-1%
Cases Resolved	20,496	30,293	48%
Pending Cases	33,708	24,018	-29%
Over S&G	8,827	3,685	-58%
<b>Caseload Without Foreclosures</b>			
New Cases Filed	16,935	16,955	0%
Cases Resolved	17,080	21,445	26%
Pending Cases	21,590	17,209	-20%
Over S&G	3,946	1,623	-59%
<b>Foreclosure Caseload</b>			
New Cases Filed	3,772	3,518	-7%
Cases Resolved	3,416	8,848	159%
Pending Cases	12,118	6,809	-44%
Over S&G	4,881	2,062	-58%

NASSAU COUNTY - FAMILY COURT TRENDS			
	2015	2016	15-16 Change
New Cases Filed	20,451	19,732	-4%
Cases Resolved	20,060	20,238	1%
Pending Cases	5,721	5,009	-12%
Over S&G	890	476	-47%

NASSAU COUNTY - LOWER COURT CRIMINAL TRENDS			
	2015	2016	15-16 Change
New Cases Filed*	35,009	34,604	-1%
Cases Resolved*	36,304	35,862	-1%
Misdemeanors Pending	9,137	9,792	7%
Misdemeanors Over S&G	5,651	6,108	8%

\*Includes Felony Complaints, Misdemeanors, and Violations/Infractions because local databases outside NYC do not separate the categories.

---

# NINTH JUDICIAL DISTRICT

Dutchess, Orange, Putnam, Rockland & Westchester Counties

## 2016 PROGRESS

### FELONIES

- The number of felonies over standards and goals dropped by a remarkable 83% in 2016.
- A Trial Assignment (TAP) Part and additional criminal trial parts were created in Rockland County to address delays. Three civil judges were made available to increase the Court's trial capacity. The TAP judge encouraged prosecutors to make their best plea offers prior to trial assignment, which led to increased dispositions and a drop in the number of older cases.

### CIVIL CASES

- There was an 18% drop in non-foreclosure civil cases over standards and goals in 2016. A new judge assigned to tax certiorari cases has had success in achieving settlements.
- The Administrative Judge is working with the matrimonial bar to establish a fast-track system designed to complete cases within 6 months. The parties will participate voluntarily, agreeing to provide discovery and complete the pre-trial process within expedited time frames.
- In 2016, the District reduced the pending inventory of foreclosures by 20%.
- While a backlog of undecided foreclosure motions has impeded progress, the District is closely tracking foreclosure cases with pending motions to cut the backlog.

### FAMILY COURT

- In 2016, more cases were disposed of than were filed, the first time that has occurred in a number of years.
- Caseloads in Westchester are now more evenly distributed, and Yonkers has created a dedicated court part for abuse/neglect cases. These changes have improved efficiency and the quality of justice provided to families and children.

### MISDEMEANORS

- Significant challenges remain in the City Courts, as over half of misdemeanor cases are beyond standards and goals.
- The District opened a second court part in Mount Vernon to facilitate the disposition of cases.
- A training session was held for all judges in the District, devoted to calendar and case management.

## PRIORITIES FOR 2017

- The District will focus on reducing the number of misdemeanors over standards and goals in its City Courts, eliminating the backlog of foreclosure motions and disposing of the oldest tax certiorari and matrimonial cases.

NINTH JUDICIAL DISTRICT - FELONY CASE TRENDS			
	2015	2016	15-16 Change
New Cases Filed	2,922	2,832	-3%
Cases Resolved	3,044	3,124	3%
Pending Cases	615	416	-32%
Over S&G	78	13	-83%

NINTH JUDICIAL DISTRICT - CIVIL CASE TRENDS			
	2015	2016	15-16 Change
<b>Total Caseload</b>			
New Cases Filed	22,163	20,601	-7%
Cases Resolved	22,561	24,198	7%
Pending Cases	26,624	24,045	-10%
Over S&G	4,199	4,015	-4%
<b>Caseload Without Foreclosures</b>			
New Cases Filed	16,175	15,964	-1%
Cases Resolved	16,593	17,190	4%
Pending Cases	15,155	14,865	-2%
Over S&G	1,842	1,516	-18%
<b>Foreclosure Caseload</b>			
New Cases Filed	5,988	4,637	-23%
Cases Resolved	5,968	7,008	17%
Pending Cases	11,469	9,180	-20%
Over S&G	2,357	2,499	6%

NINTH JUDICIAL DISTRICT - FAMILY COURT TRENDS			
	2015	2016	15-16 Change
New Cases Filed	63,452	61,076	-4%
Cases Resolved	61,886	61,810	0%
Pending Cases	20,734	19,731	-5%
Over S&G	2,015	1,562	-22%

NINTH JUDICIAL DISTRICT - LOWER COURT CRIMINAL TRENDS			
	2015	2016	15-16 Change
New Cases Filed*	31,305	33,778	8%
Cases Resolved*	28,256	30,178	7%
Misdemeanors Pending	3,894	3,702	-5%
Misdemeanors Over S&G	1,953	1,938	-1%

\*Includes Felony Complaints, Misdemeanors, and Violations/Infractions because local databases outside NYC do not separate the categories.

---

# EIGHTH JUDICIAL DISTRICT

Allegany, Cattaraugus, Chautauqua, Erie, Genesee, Niagara, Orleans & Wyoming Counties

## 2016 PROGRESS

### FELONIES

- The number of pending felony cases over standards and goals was reduced by 20%, despite an increase in filings.
- The Supervising Judge has reassigned many of the older cases to judges who have greater trial capacity.

### CIVIL CASES

- Dispositions have outpaced new filings in the District, but the number of cases over standards and goals has remained fairly constant.
- A concerted effort was initiated to clear the foreclosure backlog.
- Judges and non-judicial staff have participated in training on best practices and are implementing methods such as double- and triple-booking trials, accelerating trial scheduling for the oldest cases and utilizing alternative dispute resolution methods to increase dispositions.

### FAMILY COURT

- Only 626 out of 16,142 total pending cases are over 180 days old. The standard protocol is to allow no more than three weeks to elapse between filing of a petition and first court appearance. Adjournments are discouraged, except for emergencies.
- The District has moved judges handling adult and children's cases to separate floors, which has improved efficiency.

### MISDEMEANORS

- In Niagara Falls City Court, old cases are tagged with a red card, which is a visual marker for priority cases that are not to be adjourned. The "red file project" has had great success in reducing the number of pending misdemeanors.

## PRIORITIES FOR 2017

- The District will continue to focus on reducing the number of felony cases over standards and goals.
- The Supreme Court will utilize the Dashboard to further clear the foreclosure backlog.
- A focus on ADR is expected to increase dispositions of non-foreclosure civil cases.

EIGHTH JUDICIAL DISTRICT - FELONY CASE TRENDS			
	2015	2016	15-16 Change
New Cases Filed	2,883	3,258	13%
Cases Resolved	3,176	3,364	6%
Pending Cases	629	651	3%
Over S&G	129	103	-20%

EIGHTH JUDICIAL DISTRICT - CIVIL CASE TRENDS			
	2015	2016	15-16 Change
<b>Total Caseload</b>			
New Cases Filed	10,522	9,933	-6%
Cases Resolved	10,936	11,274	3%
Pending Cases	12,144	11,070	-9%
Over S&G	2,246	2,131	-5%
<b>Caseload Without Foreclosures</b>			
New Cases Filed	7,713	7,539	-2%
Cases Resolved	7,720	7,862	2%
Pending Cases	8,666	8,314	-4%
Over S&G	1,617	1,592	-2%
<b>Foreclosure Caseload</b>			
New Cases Filed	2,809	2,394	-15%
Cases Resolved	3,216	3,412	6%
Pending Cases	3,478	2,756	-21%
Over S&G	629	539	-14%

EIGHTH JUDICIAL DISTRICT - FAMILY COURT TRENDS			
	2015	2016	15-16 Change
New Cases Filed	63,104	63,394	0%
Cases Resolved	61,778	62,958	2%
Pending Cases	16,212	16,142	0%
Over S&G	674	626	-7%

EIGHTH JUDICIAL DISTRICT - LOWER COURT CRIMINAL TRENDS			
	2015	2016	15-16 Change
New Cases Filed*	36,023	33,167	-8%
Cases Resolved*	34,561	34,619	0%
Misdemeanors Pending	4,921	3,558	-28%
Misdemeanors Over S&G	1,768	868	-51%

\*Includes Felony Complaints, Misdemeanors, and Violations/Infractions because local databases outside NYC do not separate the categories.

---

# SEVENTH JUDICIAL DISTRICT

Cayuga, Livingston, Monroe, Ontario, Seneca, Steuben, Wayne & Yates Counties

## 2016 PROGRESS

### FELONIES

- The District has made great progress in reducing the number of felony cases over standards and goals. In 2016, the number dropped from 249 to 92, a 63% decline.
- A new TAP (Trial Assignment) Part focused on cases over four months without a trial date has led to increased dispositions. New judges have been designated to focus exclusively on trials, increasing trial capacity and dispositions.
- Cases are continuously reviewed to ensure compliance with standards and goals. Clerks report any felony case that is over 120 days old and not scheduled for trial. Clerks also review their county's jail census and inform the Supervising Judge of cases without scheduled court dates.

### CIVIL CASES

- The number of pending civil cases has declined by 23% over the past year.
- The District is closely monitoring the progress of foreclosure cases and responding promptly to motions.
- For the non-foreclosure civil caseload, older cases are being identified and prioritized for trial. Innovative alternative dispute resolution techniques like summary jury trials are used to promote timelier dispositions.
- Judges are granting adjournments more sparingly.

### FAMILY COURT

- The number of total pending cases declined from over 13,000 to 11,666. The number of cases over 180 days declined by 56%. A new district-wide reporting system for abuse and neglect cases has been instituted to identify all cases over standards and goals.
- Older cases are being reassigned when necessary to expedite a resolution. The District is also utilizing quasi-judicial staff to handle custody-visitation and other issues when appropriate.

### MISDEMEANORS

- The number of pending misdemeanors declined by 37%, and the number over standards and goals declined by 42%.
- The Supervising Judge conducts a monthly audit of cases over standards and goals. Because the City Court judges rotate through the different parts and keep their own cases, the Supervising Judge has also rearranged the rotation to expedite the disposition of misdemeanor cases.
- The courts are also conducting speedy trial "audits" to ensure that the defendant's right to a speedy trial has not been violated under statutory guidelines.

## PRIORITIES FOR 2017

- The District will focus on reducing the number of misdemeanor cases over standards and goals, particularly in Rochester City Court.
- Felonies remain a top priority, and the District hopes to further reduce the number of pending cases over standards and goals.



SEVENTH JUDICIAL DISTRICT - FELONY CASE TRENDS			
	2015	2016	15-16 Change
New Cases Filed	3,756	3,486	-7%
Cases Resolved	3,662	3,851	5%
Pending Cases	1,059	706	-33%
Over S&G	249	92	-63%

SEVENTH JUDICIAL DISTRICT - CIVIL CASE TRENDS			
	2015	2016	15-16 Change
<b>Total Caseload</b>			
New Cases Filed	11,120	10,667	-4%
Cases Resolved	12,040	13,930	16%
Pending Cases	7,820	6,026	-23%
Over S&G	1,363	837	-39%
<b>Caseload Without Foreclosures</b>			
New Cases Filed	8,462	8,292	-2%
Cases Resolved	8,630	10,107	17%
Pending Cases	5,647	4,515	-20%
Over S&G	1,093	674	-38%
<b>Foreclosure Caseload</b>			
New Cases Filed	2,658	2,375	-11%
Cases Resolved	3,410	3,823	12%
Pending Cases	2,173	1,511	-30%
Over S&G	270	163	-40%

SEVENTH JUDICIAL DISTRICT - FAMILY COURT TRENDS			
	2015	2016	15-16 Change
New Cases Filed	51,419	49,021	-5%
Cases Resolved	49,817	50,533	1%
Pending Cases	13,185	11,666	-12%
Over S&G	786	346	-56%

SEVENTH JUDICIAL DISTRICT - LOWER COURT CRIMINAL TRENDS			
	2015	2016	15-16 Change
New Cases Filed*	17,351	15,927	-8%
Cases Resolved*	17,372	17,689	2%
Misdemeanors Pending	2,396	1,514	-37%
Misdemeanors Over S&G	823	476	-42%

\*Includes Felony Complaints, Misdemeanors, and Violations/Infractions because local databases outside NYC do not separate the categories.

---

# SIXTH JUDICIAL DISTRICT

Broome, Chemung, Chenango, Cortland, Delaware, Madison, Otsego, Schuyler,  
Tioga & Tompkins Counties

## 2016 PROGRESS

### FELONIES

- The District is making gradual progress in addressing its pending felony caseload. A TAP (Trial Assignment) Part was created in Broome County, presided over by a judge from another judicial district. The TAP Part is staffed by a prosecutor with authority to make plea offers to defendants, which has resulted in speedier dispositions.

### CIVIL CASES

- The number of cases resolved increased by 13% over the prior year.
- A concerted effort has been made to avoid unnecessary adjournments and extensions. Judges are holding conferences for attorneys to explain why adjournments are necessary.
- The pending foreclosure inventory has been reduced by 9%.

### FAMILY COURT

- The number of pending cases over 180 days old has decreased 26%.

### MISDEMEANORS

- The number of misdemeanor cases in the City Courts over standards and goals declined by 62% in 2016.
- Every City Court within the District implemented a plan to improve efficiency and to reduce backlogs.
  - » The City Courts are routinely double- and triple-booking trials.
  - » Judges are now prioritizing extremely old cases and scheduling more cases for trial.

## PRIORITIES FOR 2017

- Greater attention is being devoted to reducing older felony cases.
- Efforts are being made to decrease further the number of older civil cases, particularly non-foreclosure civil cases.

SIXTH JUDICIAL DISTRICT - FELONY CASE TRENDS			
	2015	2016	15-16 Change
New Cases Filed	1,972	1,972	0%
Cases Resolved	2,119	1,939	-8%
Pending Cases	462	505	9%
Over S&G	139	145	4%

SIXTH JUDICIAL DISTRICT - CIVIL CASE TRENDS			
	2015	2016	15-16 Change
<b>Total Caseload</b>			
New Cases Filed	3,538	3,545	0%
Cases Resolved	3,692	4,181	13%
Pending Cases	4,904	4,308	-12%
Over S&G	1,260	1,053	-16%
<b>Caseload Without Foreclosures</b>			
New Cases Filed	2,197	2,405	9%
Cases Resolved	2,270	2,656	17%
Pending Cases	2,962	2,532	-15%
Over S&G	929	732	-21%
<b>Foreclosure Caseload</b>			
New Cases Filed	1,341	1,140	-15%
Cases Resolved	1,422	1,525	7%
Pending Cases	1,942	1,776	-9%
Over S&G	331	321	-3%

SIXTH JUDICIAL DISTRICT - FAMILY COURT TRENDS			
	2015	2016	15-16 Change
New Cases Filed	41,840	39,733	-5%
Cases Resolved	42,107	39,703	-6%
Pending Cases	9,810	9,608	-2%
Over S&G	673	498	-26%

SIXTH JUDICIAL DISTRICT - LOWER COURT CRIMINAL TRENDS			
	2015	2016	15-16 Change
New Cases Filed*	15,187	13,342	-12%
Cases Resolved*	15,315	14,063	-8%
Misdemeanors Pending	2,190	1,317	-40%
Misdemeanors Over S&G	1,273	487	-62%

\*Includes Felony Complaints, Misdemeanors, and Violations/Infractions because local databases outside NYC do not separate the categories.

---

# FIFTH JUDICIAL DISTRICT

Herkimer, Jefferson, Lewis, Oneida, Onondaga & Oswego Counties

## 2016 PROGRESS

### FELONIES

- Only 50 of 530 pending felony cases are over standards and goals in the District. County Court judges are striving to reduce the number of pending felony cases over standards and goals to zero.
- The only current delays are in Onondaga County; with past judicial vacancies now filled, the District anticipates great improvement.

### CIVIL CASES

- The District has been disposing of more cases than are being filed. The number of total pending cases and the number of cases over standards and goals are heading downwards, with reductions of 14% and 17% in the last year, respectively.
- The District is developing a plan to reduce the backlog of foreclosure cases over one year.

### FAMILY COURT

- Family Court is in excellent shape. In 2016, dispositions exceeded new filings by over 1500 cases. Only 281 of 10,401 total pending cases are over 180 days.
- Recent modifications implemented to further reduce delay include holding trials day-to-day until they are completed and creating scheduling orders at a litigant's first appearance with counsel.

### MISDEMEANORS

- The City Courts have implemented new procedures to improve case processing, such as reconfiguring the assignment of misdemeanor cases, policy changes relating to unlicensed operation of a motor vehicle cases, reducing motion practice where practicable and informing judges every 90 days of the 20 oldest cases in their inventory.

## PRIORITIES FOR 2017

- Further reduction in the number of misdemeanor cases is a top priority.
- Efforts will be made to further reduce the number of older civil cases in Supreme Court.

FIFTH JUDICIAL DISTRICT - FELONY CASE TRENDS			
	2015	2016	15-16 Change
New Cases Filed	2,864	3,133	9%
Cases Resolved	2,971	3,089	4%
Pending Cases	414	530	28%
Over S&G	32	50	56%

FIFTH JUDICIAL DISTRICT - CIVIL CASE TRENDS			
	2015	2016	15-16 Change
<b>Total Caseload</b>			
New Cases Filed	7,738	7,166	-7%
Cases Resolved	8,431	8,538	1%
Pending Cases	6,788	5,812	-14%
Over S&G	1,031	855	-17%
<b>Caseload Without Foreclosures</b>			
New Cases Filed	5,335	5,187	-3%
Cases Resolved	5,648	5,745	2%
Pending Cases	4,231	3,731	-12%
Over S&G	778	612	-21%
<b>Foreclosure Caseload</b>			
New Cases Filed	2,403	1,979	-18%
Cases Resolved	2,783	2,793	0%
Pending Cases	2,557	2,081	-19%
Over S&G	253	243	-4%

FIFTH JUDICIAL DISTRICT - FAMILY COURT TRENDS			
	2015	2016	15-16 Change
New Cases Filed	46,797	46,569	0%
Cases Resolved	46,146	48,123	4%
Pending Cases	11,928	10,401	-13%
Over S&G	385	281	-27%

FIFTH JUDICIAL DISTRICT - LOWER COURT CRIMINAL TRENDS			
	2015	2016	15-16 Change
New Cases Filed*	27,127	26,854	-1%
Cases Resolved*	24,303	26,070	7%
Misdemeanors Pending	3,511	3,317	-6%
Misdemeanors Over S&G	1,573	1,415	-10%

\*Includes Felony Complaints, Misdemeanors, and Violations/Infractions because local databases outside NYC do not separate the categories.

---

# FOURTH JUDICIAL DISTRICT

Clinton, Essex, Franklin, Fulton, Hamilton, Montgomery, Saratoga, Schenectady, St. Lawrence, Warren & Washington Counties

## 2016 PROGRESS

### FELONIES

- The District has made great progress in reducing the number of cases over standards and goals, as they declined by 61% in 2016.
- Judges from other judicial districts have been deployed to help with the workload in the busiest courts, such as Schenectady County Court. Multiple booking of trials is employed when visiting judges are in the District, leading to a greater number of dispositions.

### CIVIL CASES

- The District has reduced its total pending caseload by 38% and its over standards and goals caseload by 63%.
- The District has improved the accuracy of case and judicial activity information in its database.
- Judges are setting next appearance dates for all cases and no longer extending deadlines without regard to standards and goals benchmarks.

### FAMILY COURT

- Only 427 Family Court cases in the District are over 180 days, out of 10,308 pending cases. The number of cases pending over 180 days declined by 22% in 2016.
- Family Court judges are scheduling next appearance dates for all cases, especially for matters that are beyond standards and goals deadlines.

### MISDEMEANORS

- In 2016, the number of misdemeanors over standards and goals declined by over 60%. The number of pending misdemeanors in the District also declined by almost one-third.
- Judges are now avoiding unnecessary adjournments and employing effective case management strategies (e.g., asking prosecutors to make their best plea offer early in the case, providing firm dates for trials, deferring hearings to the day of trial).

## PRIORITIES FOR 2017

- Further progress in reducing older foreclosures and other civil cases is expected.
- The District will renew its focus on resolving pending misdemeanor cases.

FOURTH JUDICIAL DISTRICT - FELONY CASE TRENDS			
	2015	2016	15-16 Change
New Cases Filed	2,209	2,035	-8%
Cases Resolved	2,227	2,324	4%
Pending Cases	466	349	-25%
Over S&G	57	22	-61%

FOURTH JUDICIAL DISTRICT - CIVIL CASE TRENDS			
	2015	2016	15-16 Change
<b>Total Caseload</b>			
New Cases Filed	5,970	5,263	-12%
Cases Resolved	6,411	9,678	51%
Pending Cases	9,445	5,893	-38%
Over S&G	2,694	997	-63%
<b>Caseload Without Foreclosures</b>			
New Cases Filed	3,948	3,612	-9%
Cases Resolved	3,767	6,211	65%
Pending Cases	5,937	3,519	-41%
Over S&G	2,036	602	-70%
<b>Foreclosure Caseload</b>			
New Cases Filed	2,022	1,651	-18%
Cases Resolved	2,644	3,467	31%
Pending Cases	3,508	2,374	-32%
Over S&G	658	395	-40%

FOURTH JUDICIAL DISTRICT - FAMILY COURT TRENDS			
	2015	2016	15-16 Change
New Cases Filed	44,869	43,707	-3%
Cases Resolved	44,613	43,638	-2%
Pending Cases	10,454	10,308	-1%
Over S&G	549	427	-22%

FOURTH JUDICIAL DISTRICT - LOWER COURT CRIMINAL TRENDS			
	2015	2016	15-16 Change
New Cases Filed*	12,665	12,691	0%
Cases Resolved*	12,206	13,444	10%
Misdemeanors Pending	1,466	995	-32%
Misdemeanors Over S&G	637	249	-61%

\*Includes Felony Complaints, Misdemeanors, and Violations/Infractions because local databases outside NYC do not separate the categories.

---

# THIRD JUDICIAL DISTRICT

Albany, Columbia, Greene, Rensselaer, Schoharie, Sullivan & Ulster Counties

## 2016 PROGRESS

### FELONIES

- Over the past year, there has been progress in reducing the number of felony cases over standards and goals. In particular, Albany County reduced the number of pending cases over standards and goals by nearly 25%.
- Firm deadlines are being set by judges for plea offers and motions throughout the District, which has improved case dispositions.

### CIVIL CASES

- In 2016, the number of civil cases in Supreme Court over standards and goals declined by 30%.
- The District is focused on deciding motions and holding trials in a timely manner.
- A dedicated guardianship part will be established in 2017 to better manage this caseload.
- Legal staff was deployed in fall 2016 to assist with foreclosure conferences, foreclosure motions and other cases.

### FAMILY COURT

- The number of cases over standards and goals declined by nearly 60% in 2016.
- The District makes use of Judicial Hearing Officers (retired judges authorized by law to perform discrete tasks) to address backlogs and to keep current on calendars.

### MISDEMEANORS

- The number of pending misdemeanors increased in the past year. To address the accumulation of misdemeanor cases, City Court judges are double-booking more hearings and trials to ensure that court calendars run efficiently.

## PRIORITIES FOR 2017

- County Court will continue to address older felony cases and further reduce the number over standards and goals.
- Resolution of older misdemeanor cases is being emphasized.
- The District is focusing attention on promoting settlements in older civil cases or scheduling them for immediate trial.



THIRD JUDICIAL DISTRICT - FELONY CASE TRENDS			
	2015	2016	15-16 Change
New Cases Filed	2,142	2,022	-6%
Cases Resolved	2,234	2,191	-2%
Pending Cases	462	419	-9%
Over S&G	94	73	-22%

THIRD JUDICIAL DISTRICT - CIVIL CASE TRENDS			
	2015	2016	15-16 Change
<b>Total Caseload</b>			
New Cases Filed	8,631	8,168	-5%
Cases Resolved	8,901	10,071	13%
Pending Cases	10,305	8,583	-17%
Over S&G	2,156	1,517	-30%
<b>Caseload Without Foreclosures</b>			
New Cases Filed	6,065	6,196	2%
Cases Resolved	6,036	6,739	12%
Pending Cases	6,193	5,302	-14%
Over S&G	1,482	919	-38%
<b>Foreclosure Caseload</b>			
New Cases Filed	2,566	1,972	-23%
Cases Resolved	2,865	3,332	16%
Pending Cases	4,112	3,281	-20%
Over S&G	674	598	-11%

THIRD JUDICIAL DISTRICT - FAMILY COURT TRENDS			
	2015	2016	15-16 Change
New Cases Filed	41,018	40,485	-1%
Cases Resolved	41,139	41,314	0%
Pending Cases	11,032	10,036	-9%
Over S&G	800	335	-58%

THIRD JUDICIAL DISTRICT - LOWER COURT CRIMINAL TRENDS			
	2015	2016	15-16 Change
New Cases Filed*	13,371	12,096	-10%
Cases Resolved*	11,254	11,961	6%
Misdemeanors Pending	1,248	1,739	39%
Misdemeanors Over S&G	620	699	13%

\*Includes Felony Complaints, Misdemeanors, and Violations/Infractions because local databases outside NYC do not separate the categories.





